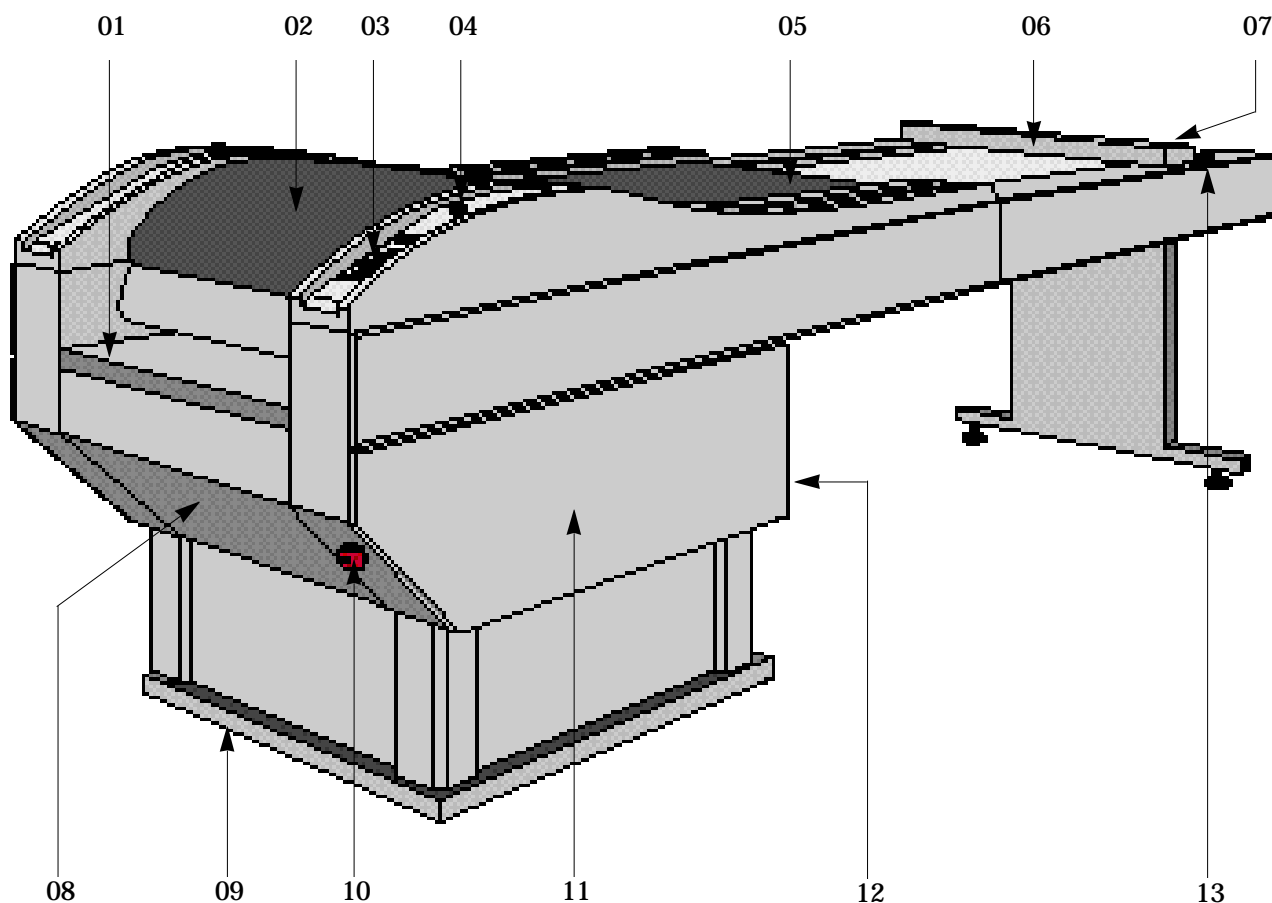


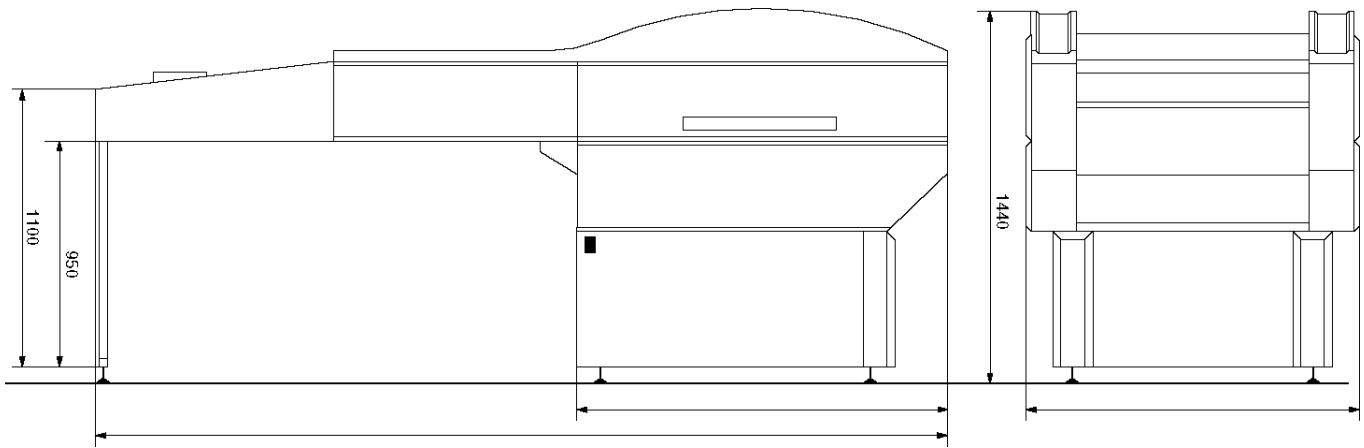
Euroflex 660 P pre-installation

Maximum plate size: 660 x 860 mm (26"x 34")



The **Euroflex 660 P** is made up of the following :

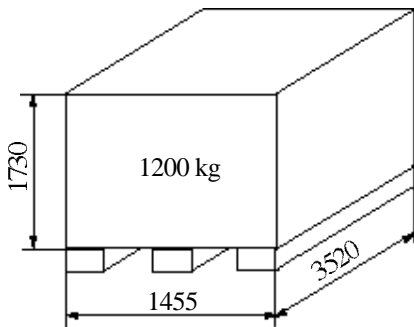
- 01 Feed in table.
- 02 Washout section.
- 03 Operation keyboard.
- 04 Front emergency push-button.
- 05 Wiping section .
- 06 Pre-drying section.
- 07 Pre-drying temperature thermostat.
- 08 Washout tank.
- 09 Spill tray.
- 10 Main switch.
- 11 Electrical board.
- 12 Washout temperature thermostat.
- 13 Rear emergency push-button.



DIMENSIONS

The *Euroflex 660 P* is delivered in a single box.

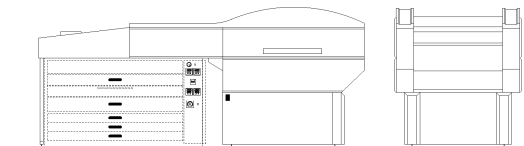
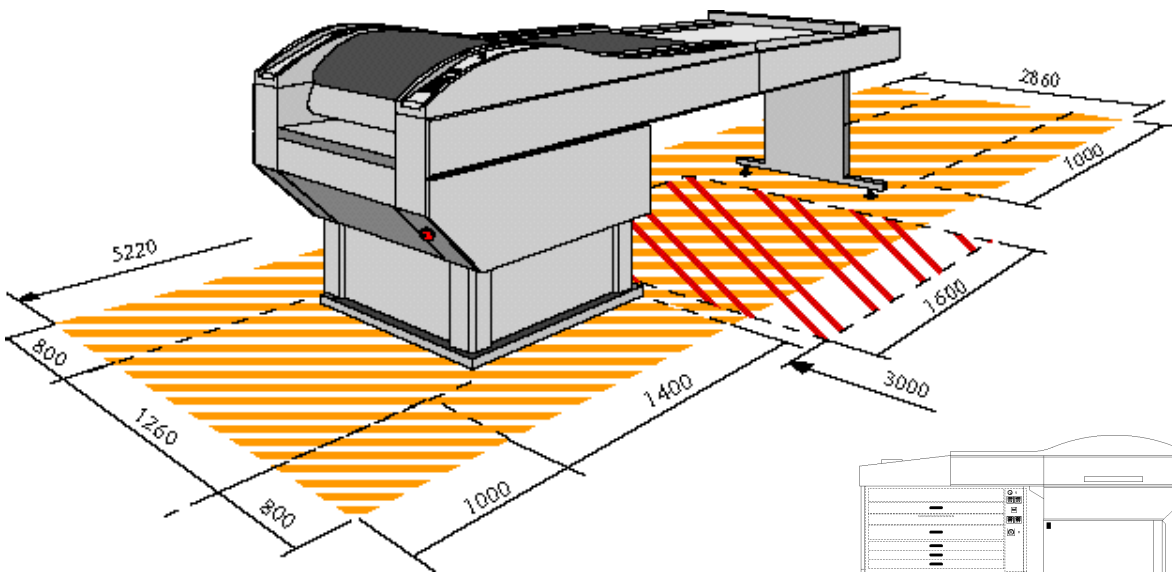
	Unpacked	Packed
Height :	1440 mm	1730 mm
Width :	1260 mm	1455 mm
Depth :	3220 mm	3520 mm
Weight :	700 kg	1200 kg

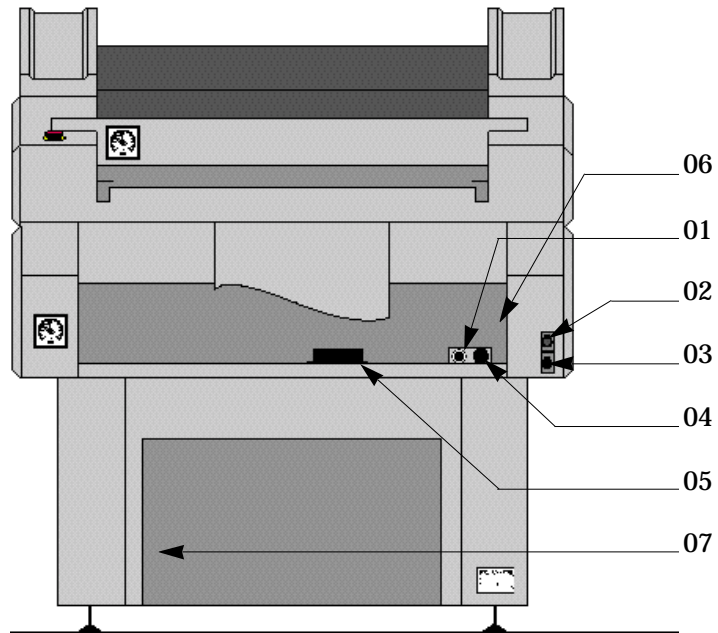


SPECIFICATIONS

Voltage :	230 V +/- 10 % 3 ph + PE
Frequency :	50 Hz or 60 Hz
Nominal intensity :	10 A
Nominal power :	4 kW
Supply cable :	5 x 6 mm ² , (length : 5 m)
or	
Voltage :	400 V +/- 10 % 3 ph + neutral + PE
Frequency :	50 Hz or 60 Hz
Nominal intensity :	9 A
Nominal power :	4 kW
Supply cable :	5 x 6 mm ² , (length : 5 m)
Exhaust :	100 dia. duct (length : 3 m)
Rate :	456 m ³ /h
Noise :	Weighted sound level A < 70 dB

Note : provide the recommended space around the unit.





Rear view

CONNECTIONS

- 01 - Fresh solvent pump,
(electrical connection provide with the unit).
- 02 - High level used solvent barrel,
(electrical connection provide with the unit).
- 03 - Low level fresh solvent barrel,
(electrical connection provide with the unit).
- 04 - Unit power supply,
(5x6 mm², 3 phases + Neutral + Ground)
- 05 - Unit exhaust,
(3 m, dia 100, provide with the unit).
- 06 - Fresh solvent inlet,
(6 m, dia 13/25 in, 6m provide with the unit).
- 07 - used solvent output,
(6 m, dia 25/40 in, 6m provide with the unit).