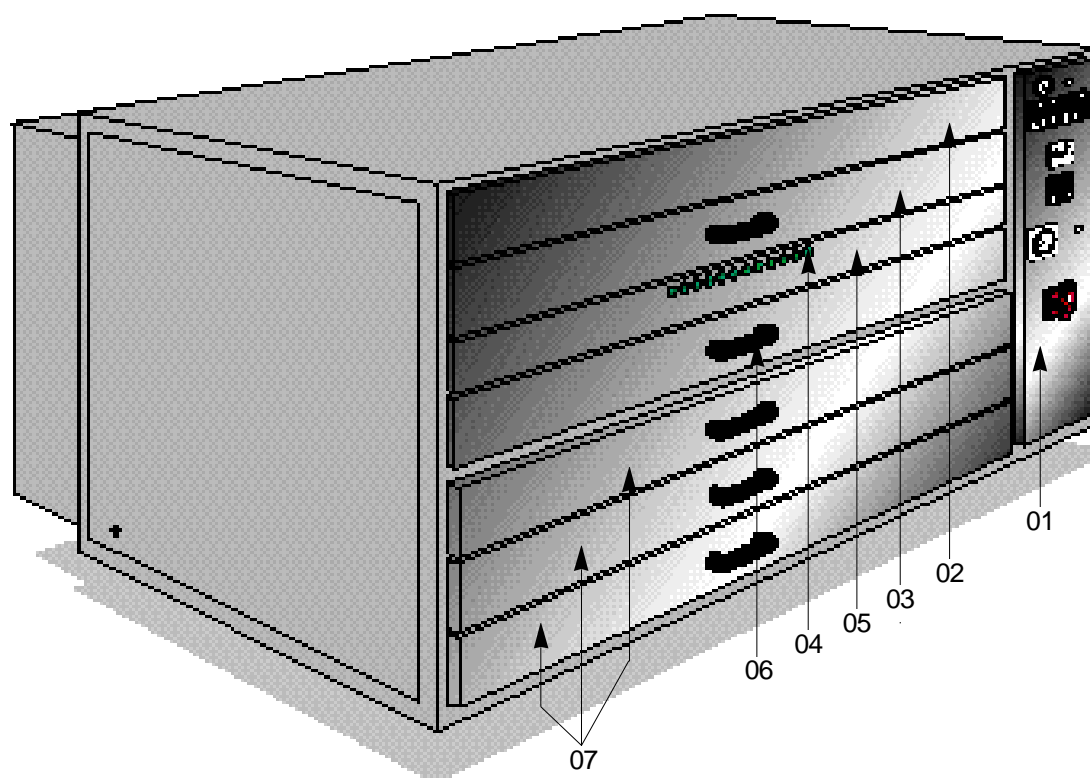


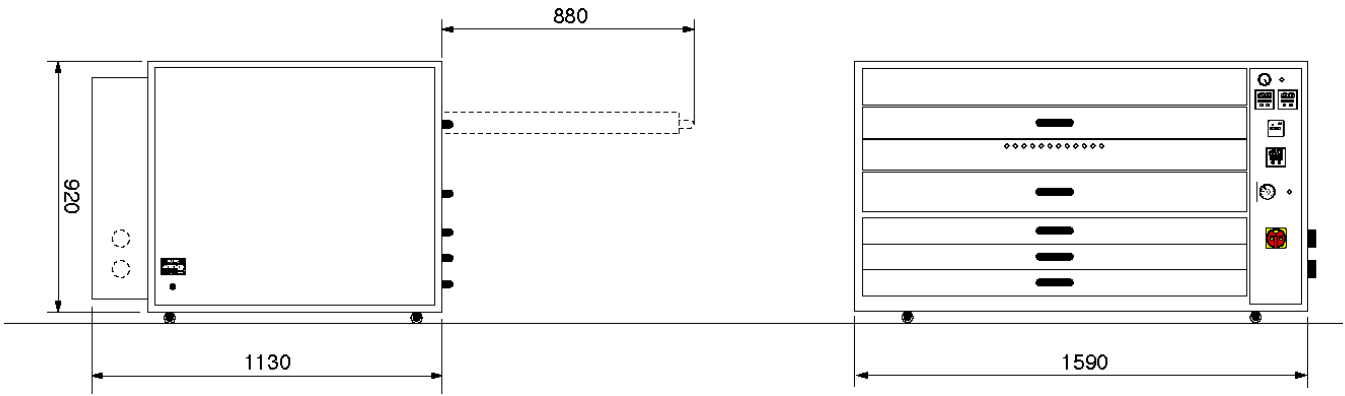
Euroflex 660 EDF pre-installation

Maximum plate size: 660 x 860mm (26"x 34")



the *Euroflex 660 EDF* is made up of the following :

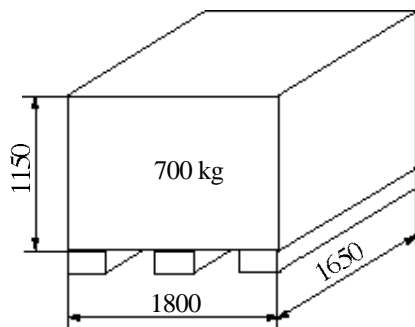
- 01 Control panel.
- 02 UVA bank (back and main exposure).
- 03 Exposure drawer.
- 04 UV-C indicators.
- 05 UVC bank (germicide).
- 06 Finishing drawer.
- 07 Three drying drawers.



DIMENSIONS

The *Euroflex 660 EDF* is delivered in a single box or could be delivered into the *Euroflex 660 P* crate if delivered together.

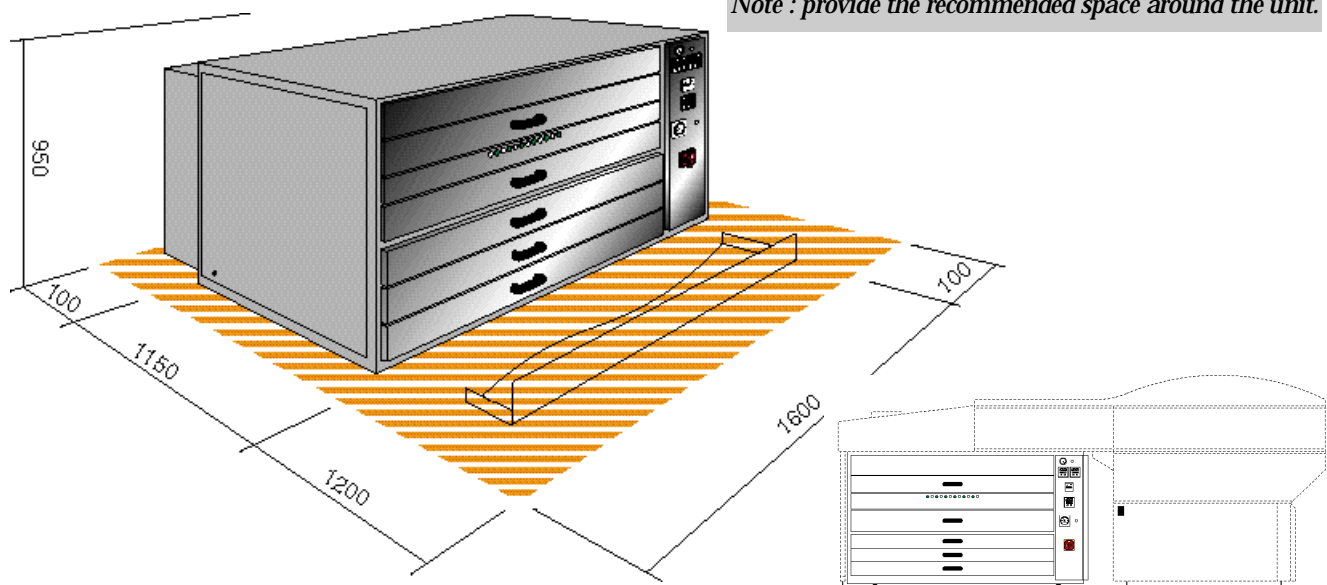
| | Unpacked | Packed |
|----------|----------|---------|
| Height : | 920 mm | 1150 mm |
| Width : | 1590 mm | 1800 mm |
| Depth : | 1130 mm | 1650 mm |
| Weight : | 500 kg | 700 kg |

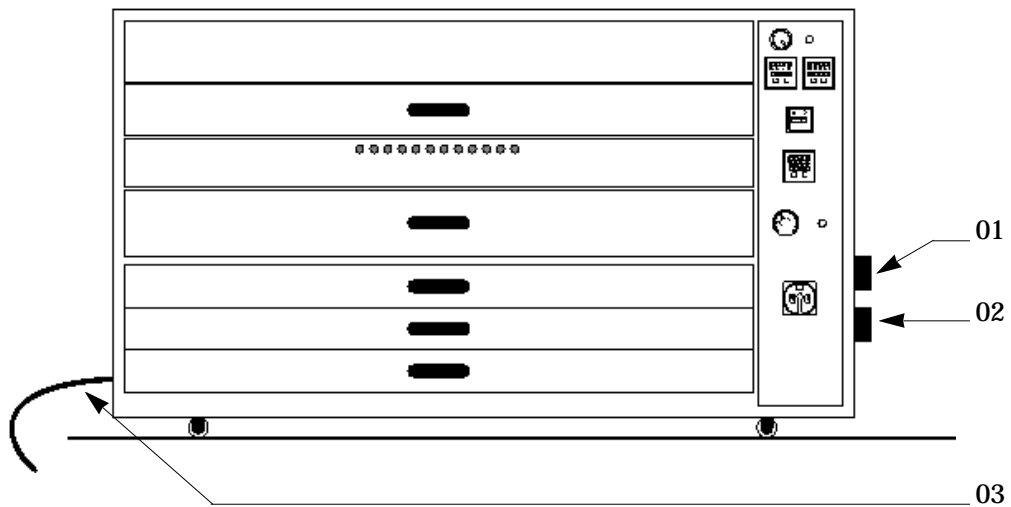


SPECIFICATIONS

| | |
|-----------------------|---|
| Voltage : | 230 V +/- 10 % 3 ph + PE |
| Frequency : | 50 Hz or 60 Hz |
| Nominal intensity : | 16 A |
| Nominal power : | 5 kW |
| Supply cable : | 5 x 6 mm ² , (length : 5 m) |
| or | |
| Voltage : | 400 V +/- 10 % 3 ph + neutral + PE |
| Frequency : | 50 Hz or 60 Hz |
| Nominal intensity : | 10 A |
| Nominal power : | 5 kW |
| Supply cable : | 5 x 6 mm ² , (length : 5 m) |
| UVALamps: | 12 x 60W wave length approx. 360 nm. |
| UV-Clamps: | 12 x 40W wave length approx. 254 nm. |
| Exhaust : | 100 dia. duct (length : 2 x 3 m) |
| Dryer rate : | 60 m ³ /h |
| Light-Finisher rate : | 500 m ³ /h |
| Noise : | Weighted sound level A < 70 dB |

Note : provide the recommended space around the unit.





Front view

CONNECTIONS

NOTE: The recommended space at the rear of the unit is usefull for the Exposure ventilation.

01 - Light-Finisher exhaust,
(3 m, dia 100, provide with the unit).

02 - Dryer exhaust,
(3 m, dia 100, provide with the unit).

03 - Unit power supply,
(5x6 mm², 3 phases + Neutral + Ground)

*NOTE: When installing the unit, do not joint the light-fin-
isher exhaust to any other exhaust system.*